

VALIDATION OF AUTOSAR SOFTWARE VIA VECU

EFFECTIVE USAGE OF MATLAB/SIMULINK FOR VECU DEVELOPMENT

Pune, November. 2022.

Dr. Vivek Venkobarao, Alexeev Konstantin Vitesco Technologies

Public

AGENDA

- 1 GOAL OF VECU
- 2 COMPONENTS OF VECU
- 3 ADVANTAGES OF FMI
- 4 VECU GENERATION AND TESTS
- 5 CLOSED LOOP SIMULATIONS FOR EV PROJECTS
- 6 ADVANTAGES OF MATLAB/SIMULINK FOR VECU
- 7 CONCLUSION

VALIDATION OF AUTOSAR SOFTWARE VIA VECU

GOAL OF VECU

Goal

> Provide a configurable Virtual ECU (VECU) for development, integration calibration and functional testing



> Provide simulation means for **earlier** functional testing (vs HIL) in development cycle

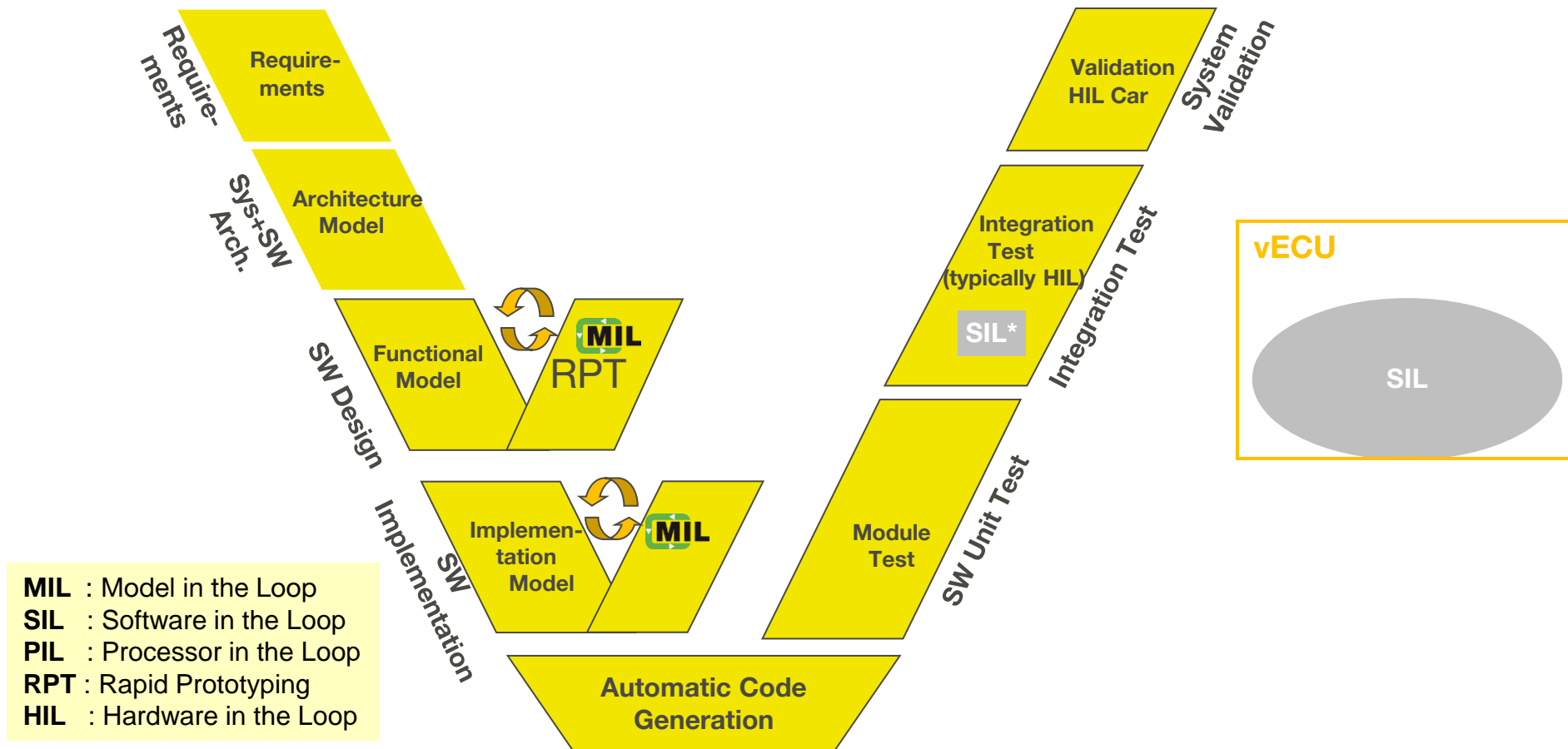


> Make a Virtual ECU and connect with other ECUs/Controllers (e.g. Vehicle controller, ADAS ECU etc.) to check the behavior much earlier



VALIDATION OF AUTOSAR SOFTWARE VIA VECU

GOAL OF VECU - ALIGNMENT INTO V-CYCLE DEVELOPMENT PROCESS

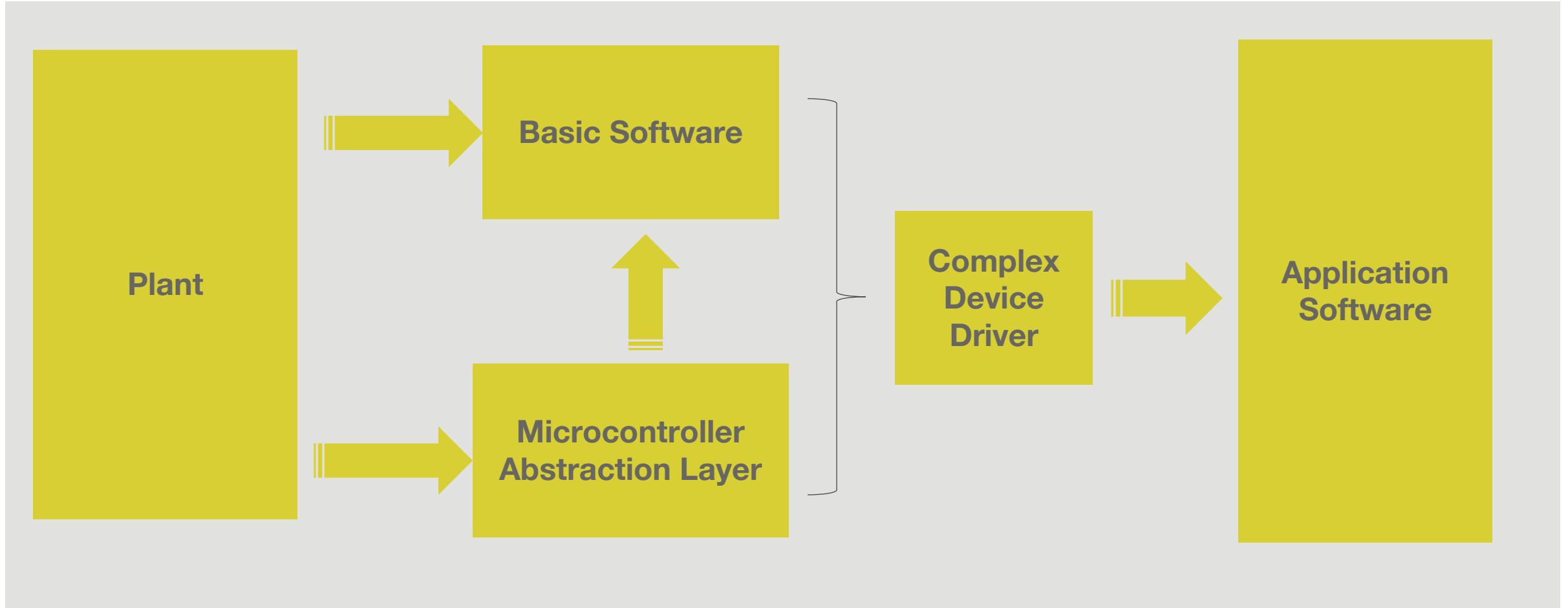


Simulation of complete ECU Software (Production ASW-Code)
Can be used for integration tests before going to the HIL



VALIDATION OF AUTOSAR SOFTWARE VIA VECU

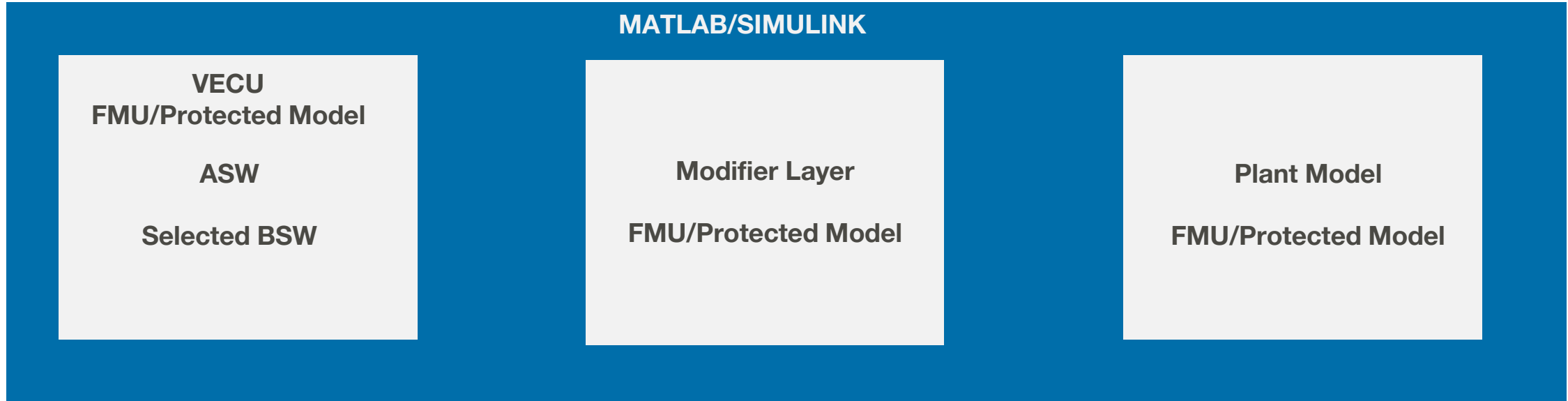
COMPONENTS OF VECU



Simulink Connectors
AUTOSAR Composition

VALIDATION OF AUTOSAR SOFTWARE VIA VECU

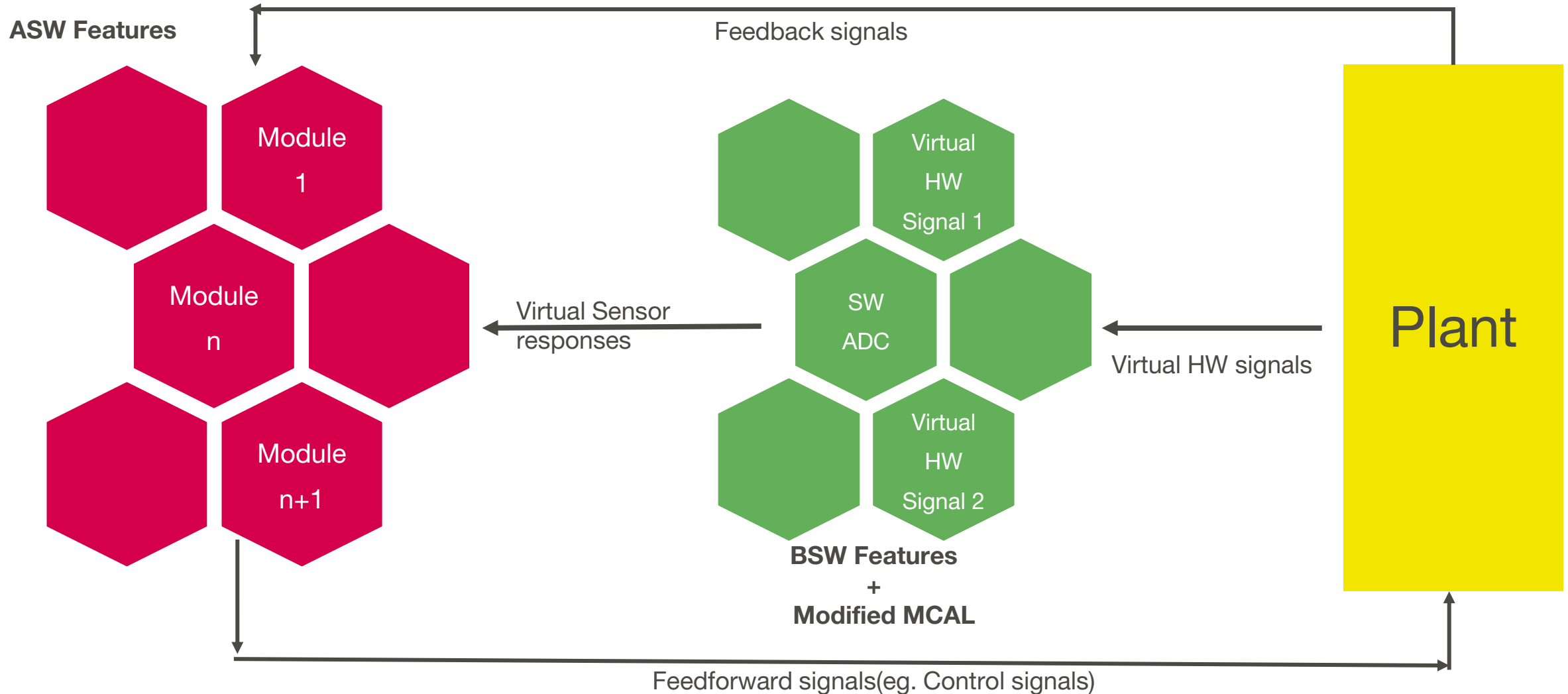
COMPONENTS OF VECU



Component of VECU	Type of Model in Simulink
Application Software Models(ASW)	Protected Models/FMI Models
Basic Software Models(BSW)	FMI Models
Plant Models	Protected Models/FMI Models
Modifier Layer	FMI Models

VALIDATION OF AUTOSAR SOFTWARE VIA VECU

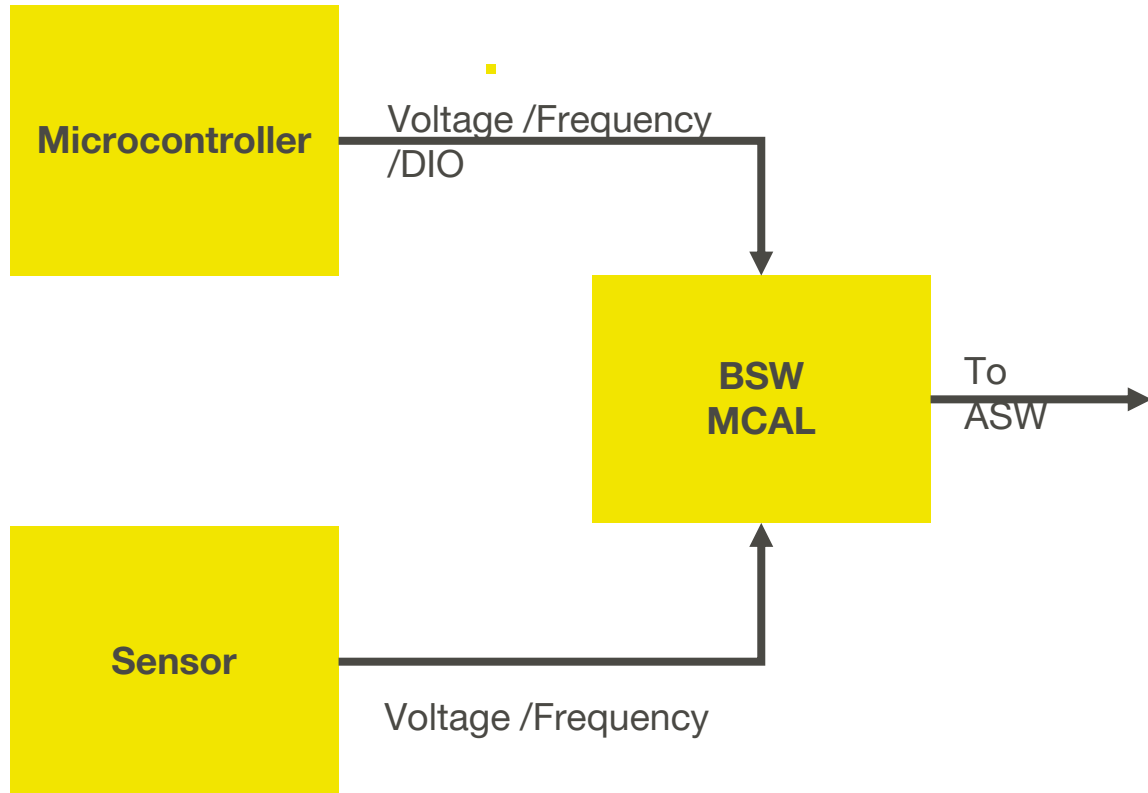
COMPONENTS OF VECU - DATA FLOW



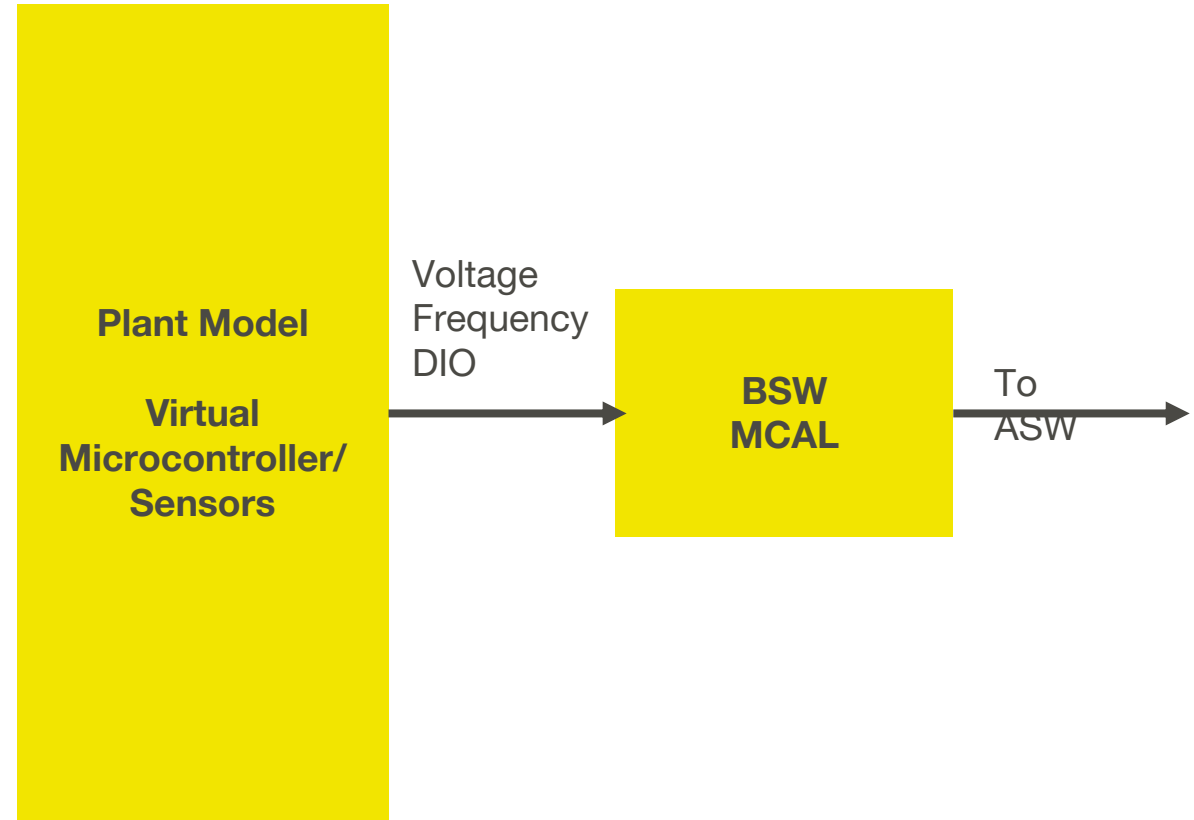
VALIDATION OF AUTOSAR SOFTWARE VIA VECU

COMPONENTS OF VECU - MICROCONTROLLER ABSTRACTION LAYER - MCAL

> MCAL in Software



> MCAL in VECU



VALIDATION OF AUTOSAR SOFTWARE VIA VECU

ADVANTAGES OF FMI - BLACKBOX REAL TIME MODELS

FMI is an open standard for exchanging dynamical simulation models between different tools in a standardized format.

Tools Supported *
MATLAB/SIMULINK
ETAS - MOCA
dSpace
Qtronics – Silver

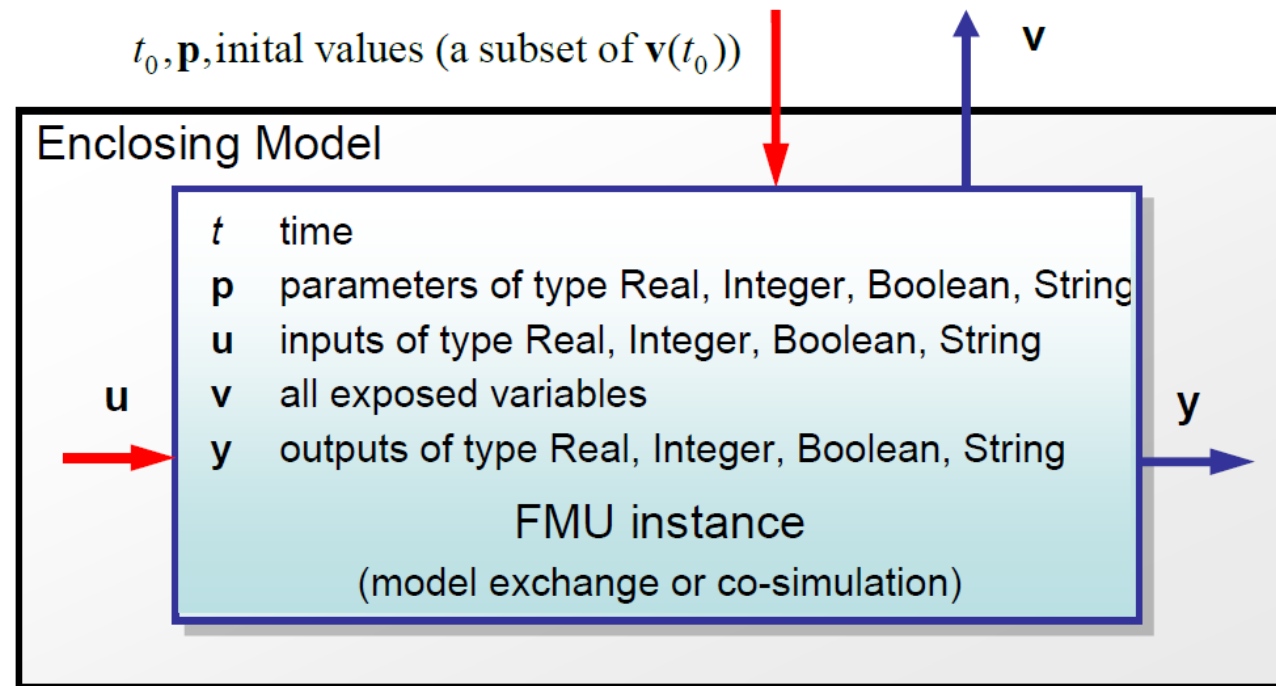


Figure 1: Data flow between the environment and an FMU. For details, see chapters 3 and 4.

Blue arrows: Information provided by the FMU.

Red arrows: Information provided to the FMU.

Reference: www.fmi-standard.org

https://fmi-standard.org/assets/releases/FMI_for_ModelExchange_and_CoSimulation_v2.0.pdf/

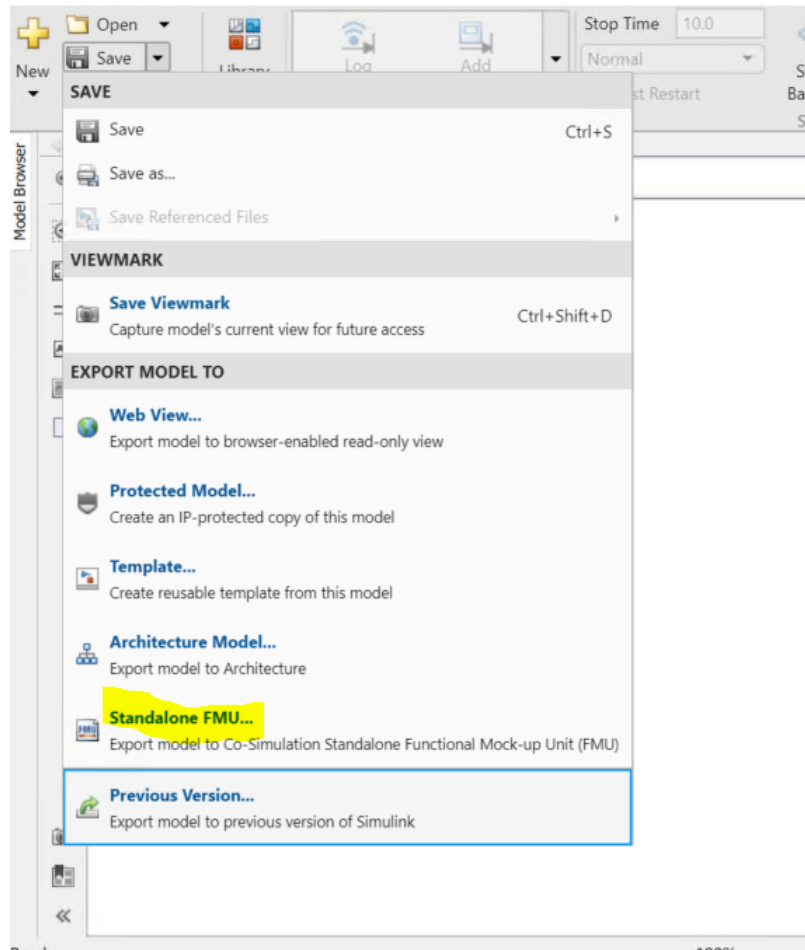
VALIDATION OF AUTOSAR SOFTWARE VIA VECU

ADVANTAGES OF FMI

Feature	Simulink Simscape Protected Model	FMI	Legacy Code S-Function
Simulation speed	Fast	Fast	Fast
Share/Compatibility	Only for Simulink	Any standard simulation tool	Only for Simulink
Ease of generation	One click option in Simulink	One click option in Simulink	Command line
Debugging	Not possible	Optional --Source code debugging via VC++	Optional- Attach source code to debug
CI/CT	Yes	Yes	Yes

VALIDATION OF AUTOSAR SOFTWARE VIA VECU

ADVANTAGES OF FMI - FMI GENERATION IN MATLAB/SIMULINK

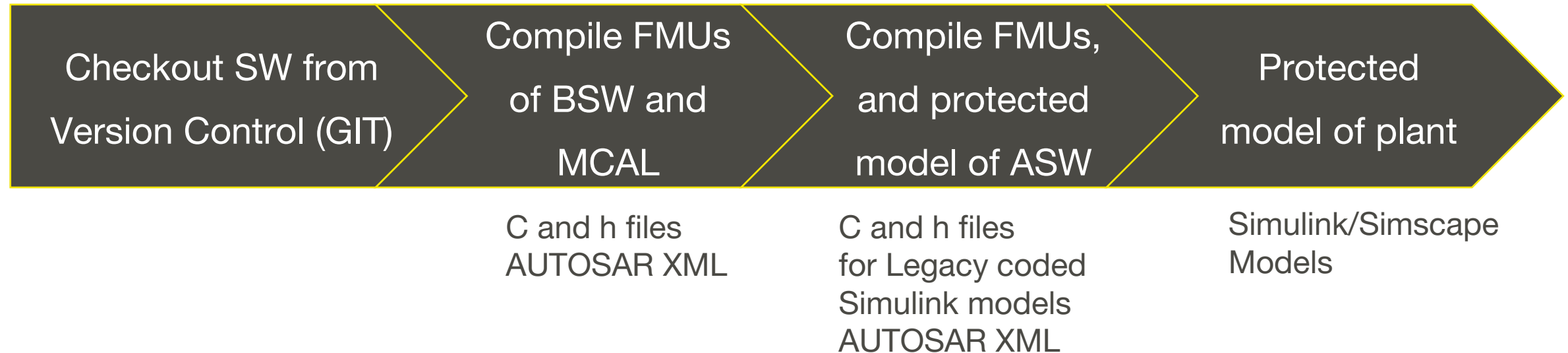


- > The Simulink offers one click option to generate FMI and protected model
- > This feature is available from MATLAB 2020a and above
- > No separate toolbox needed
- > The Simulink automatically imports the generated FMI there by optimizing the efforts of importing the FMI generated.

VALIDATION OF AUTOSAR SOFTWARE VIA VECU

VECU GENERATION AND TESTS - PROCESS FOR GENERATING VECU

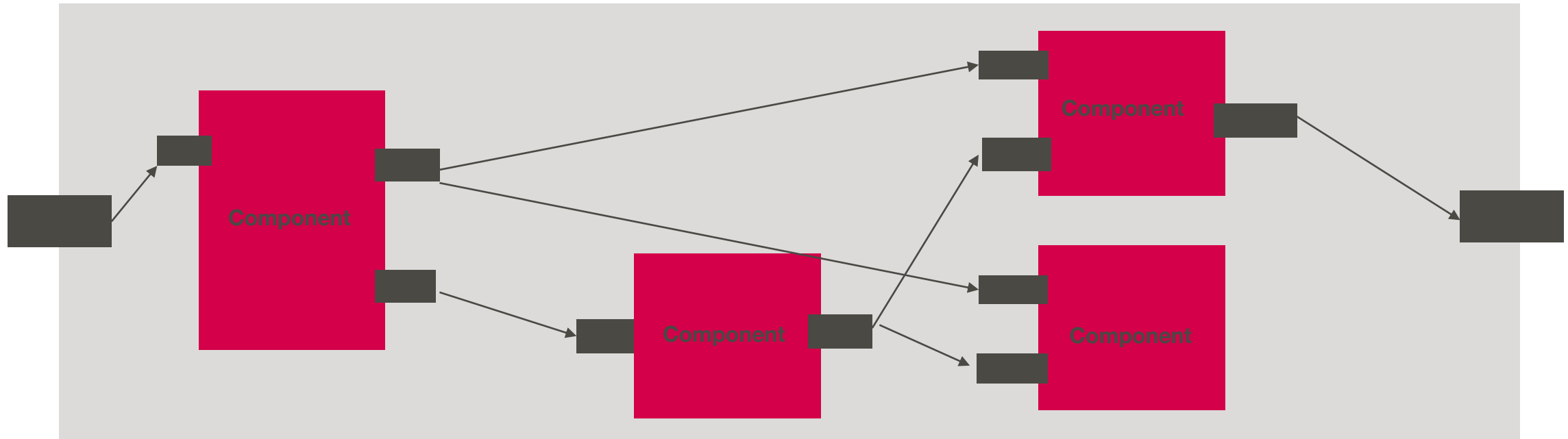
Software build and VECU integration using Jenkins



VALIDATION OF AUTOSAR SOFTWARE VIA VECU

VECU GENERATION AND TESTS - COMPONENTS INTERCONNECTION OF AUTOSAR COMPONENTS

Connection via Composition Component type.xml



Interconnection within a component

VALIDATION OF AUTOSAR SOFTWARE VIA VECU

VECU GENERATION AND TESTS - VECU TESTING

Unit Testing

- >Limit checks of ECU Software
- >Data consistency
- >Software Unit

Integration Testing

- >Interface Consistency check
- >Closed loop behavior

System Testing

- >Sensitivity Analysis
- >Software FMEA
- >Model Based Calibration

VALIDATION OF AUTOSAR SOFTWARE VIA VECU

VECU GENERATION AND TESTS - CHALLENGES FACED VECU TESTING

The xml parser for composition component type


EEPROM (NvM) and data consistency handling

Formation of automatic test case for Integration test

Tolerances definition for SW unit validation

VALIDATION OF AUTOSAR SOFTWARE VIA VECU

CLOSED LOOP SIMULATION OF A BMS PROJECT



VALIDATION OF AUTOSAR SOFTWARE VIA VECU

ADVANTAGES OF MATLAB/SIMULINK FOR VECU

SI No	Simulink/Simscape Advantages
1	MATLAB/Simulink/Simscape implementation can replicate the hardware behavior
2	MATLAB/Simulink/Simscape can be easily used to test system-level performance and calibration.
3	Huge community – It has huge community support and MATHWORKS support
4	Easy implementation and realization of MAAB guidelines
5	Have a large database/libraries of built-in algorithms
6	One click solution to generate IP Protected (FMU+Protected) model
7	Easier co simulation across various components and sub-components.
8	Effective scheduling and sequencing of various components and sub-components.
9	Can be deployed to Jenkins to have CI/CT

VALIDATION OF AUTOSAR SOFTWARE VIA VECU

CONCLUSION

VECU improves efficiency of software

VECUs would be used for extensive testing and calibration

The production C code and basic software minimizes the behavioral gap between real and VECU

VECU reduces the development effort

The VECU developed can be easily deployed in HiL

**THANK YOU FOR
YOUR ATTENTION!**